



Jet.VersionIncrementor Crack + For PC

How it works? Ant version numbering system is known to be complicated, and it does not provide the flexibility in changing it as we want. To solve this problem, we have used the following way: 1. We have used a build-in version strings (1.0.0, 1.1.0 etc) and a timestamp. 2. We also used the following convention: whenever our target version is equal to '0.0.0', we will add 1 to all the numbers (for example, a 1.0.0 will become 1.1.0) 3. In case our target version is lower than '0.0.0' and higher than '0.1.0', it will increment the previous version by a decimal value, and form a new version: - For instance, 1.0.0 will become 1.0.1 - 1.1.0 will become 1.1.0 The latter will be seen as a bugfix.

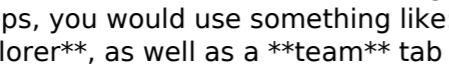
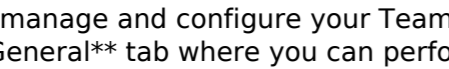


Jet.VersionIncrementor

* Fixing a bug in the Visual Studio 2017 Solution Explorer * The Solution Explorer still shows a .NET Standard 2.0 project as being of .NET Framework 4.7, and an .NET Core 3.1 project as being of .NET Core 2.1. * Depending upon the project type (standard/excel) the Solution Explorer may list projects from multiple Solution Folders. Jet.VersionIncrementor Cracked Version (Multi-CORE) * Fixing a bug in the Visual Studio 2017 Solution Explorer * The Solution Explorer still shows a .NET Standard 2.0 project as being of .NET Framework 4.7, and an .NET Core 3.1 project as being of .NET Core 2.1. Jet.VersionIncrementor Downloads
Licensing Information: Jet.VersionIncrementor is released under the MIT license. With Jet.VersionIncrementor, you can: * Dynamically find the correct version of your dependencies * Find versions of NuGet packages being used in a solution * Create versioning information for your packages Jet.VersionIncrementor uses the.nupkg files that come with your projects so that your versioning and project configuration information is up-to-date when you build packages in CI. This means that in a Visual Studio solution, the version numbering will match the versions that are on your machine. The Jet.VersionIncrementor console application is not included in the source code for projects that have an MvvmCross plugin (or have already installed one of the MvvmCross plugin packages) because we know that you have all the code that you need for this project already. See the [MvvmCross docs][Jet.VersionIncrementor] for more information about Jet.VersionIncrementor. [Jet.VersionIncrementor]: Jet.VersionIncrementor Documentation [Mvvm b7e8fdf5c8]

Jet.VersionIncrementor Crack +

Provides information on the version of an active solution. It helps you to obtain the solution version for a particular project. You can use the tool to show the current version of a project, as well as to find the latest version of a given project. It also allows you to display the version of a particular project into the console. You can also easily parse and process your projects' versions from different solutions. Jet.VersionIncrementor provides an easy way to display your solution's version numbers. You can use the tool to easily parse and process your projects' version numbers. It allows you to obtain the version of a particular project, as well as to obtain the latest version of a solution. You can easily parse and process your projects' versions from different solutions. When a project is opened in Jet.VersionIncrementor, the project's version is displayed in the console. You can also obtain the version of your project by specifying the file's name. While the main purpose of this tool is to display solutions' versions, it can also be used to easily obtain the version of a project from the version manager of your favorite IDE. Solution and project versions are stored in XML files located in the

What's New in the Jet.VersionIncrementor?

- **Console tool for string-based Version properties.** Versions are parsed based on their properties string format. • **Jet.VersionIncrementor provides a users-friendly helper tool for all solutions' version properties.** The tool will read the project's version properties, parse and assign them to the correct version. • **VersionIncrementor is 100% customizable.** All behavior can be configured within the code. VersionIncrementor Version: VersionIncrementor 1.0 ## Code signing certificates If you use a **Code-signing certificate for your repository**, you must also specify the **path** to the certificate file. For example, to specify a code-signing certificate for AzureDevops, you would use something like: ```xml ```  ## Visual Studio team explorer The Visual Studio Team Explorer has extensions that allow you to **pin** your checked out projects to the **Team Explorer**, as well as a **team** tab that allows you to see your team's projects.  ## Workbench tab The Workbench tab is just that: the Team Explorer area of the **Settings** page. In this area, you can manage and configure your Team Projects:  For more information on this area, see [\[Workbench tab\]\(../ide/configuration/workbench-wp.md\)](#). ## Project settings in the Project Designer The Project Designer has a **General** tab where you can perform several actions with your projects: 

System Requirements For Jet.VersionIncrementor:

Minimum: OS: Windows 7 or Windows 8 (64-bit) CPU: Intel Core 2 Duo Memory: 2 GB RAM Graphics: Intel HD Graphics 3000 or equivalent, NVIDIA GeForce 8800 GT or equivalent DirectX: Version 9.0c Network: Broadband Internet connection Storage: 50 GB available space Additional Notes: Keyboard & Mouse support is not available on Mac OS X If you're running into any trouble with the game, or simply have questions, please feel free to ask on

<http://www.babel-web.eu/p7/curvefit-serial-key-latest/>
<https://www.reperiohumancapital.com/system/files/webform/addiras949.pdf>
https://quiet-ravine-48222.herokuapp.com/Real_Total_Copy.pdf
<https://secure-taiga-63207.herokuapp.com/cleren.pdf>
<http://cyclades.in/en/?p=88787>
https://social.cybertec2.in/upload/files/2022/07/xnCofKUN4INniHKJOOKA_04_8efb29ed6e19ce0d3c9fde3161fbcbff_file.pdf
<https://dzambelis.co.uk/advert/slovoed-deluxe-french-russian-crack-free-mac-win/>
<https://emealjobs.nttdata.com/en/system/files/webform/timepiece.pdf>
<https://www.rosebastian.com/2022/07/04/easyfileviewer-crack-free-mac-win-april-2022/>
<http://yogaapaia.it/archives/34092>
<https://www.reperiohumancapital.com/system/files/webform/XMind.pdf>
<https://landconsdigapo.wixsite.com/kingformthingha/post/kimmo-serial-number-full-torrent-free-download>
https://fierce-sierra-46154.herokuapp.com/Exif_Fixer.pdf
<http://manpower.lk/?p=3578>
<https://www.eventogo.com/x-hfs-http-file-server-crack-pc-windows/>
https://petersmanjak.com/wp-content/uploads/2022/07/Newton_039s_Iterative_Method_Crack_Keygen_For_LifeTime_Download_April2022.pdf
<https://arcane-harbor-53738.herokuapp.com/georizab.pdf>
https://www.burgy.org/sites/g/files/vyhlf1451f/uploads/informal_results_may_2_2022.pdf
<http://sturgeonlakedev.ca/2022/07/04/windows-8-crack-free-license-key-3264bit-april-2022/>
<http://strojportal05.ru/advert/atomixmp3-crack-free-registration-code-free-download-for-pc-2022/>